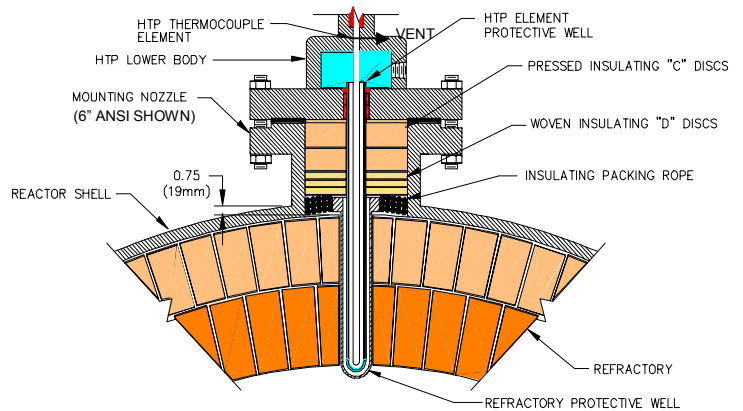


# HNP NOZZLE INSULATING KIT

USE WITH HTP THERMOCOUPLES INSTALLED IN CLAUS THERMAL REACTORS

- Protects the nozzle and shell from overheating
- Proven in Claus Thermal Reactor service for over 25 years
- Prevents sulfur from building up in the reactor entrance nozzle
- Secures and mechanically isolates both ceramic protective wells
- Resilient, allows movement between the nozzle supported HTP and the refractory
- Everything needed is in one package, ready to be installed at the job site
- Eliminates inefficiency, guesswork, short cuts, and possible errors at the jobsite

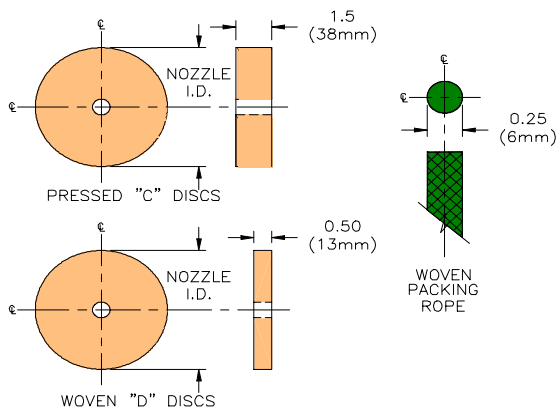


**REACTOR CROSS SECTION  
AFTER ALL PARTS HAVE BEEN INSTALLED**

## APPLICATIONS

The insulation must protect the nozzle and shell from overheating. The correct type of nozzle insulation must be used with an HTP Thermocouple. The insulation must tightly fill the space between the two wells and the nozzle flange/wall. It must be resilient to allow movement between the shell and the refractory liner. It must be accurately cut and the components installed in the correct sequence to prevent protective well damage.

Over 25 Years of experience has taught Delta Controls the best combination of materials to use. All of the needed insulation, of the correct sizes and types, together with an illustrated installation instruction drawing are furnished in a single weatherproof package. This ready to use kit is made up for a specific nozzle size and height. It is also tagged with the model, size, and jobsite identification numbers. This kit method has proven to be economical, convenient, and helpful in insuring good results.



## SPECIFICATIONS

**PRESSED HARD "C" DISCS:** 1200°F (650°C) continuous service; calcium silicate blend

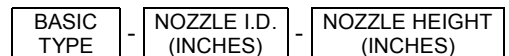
**WOVEN RESILIENT "D" DISCS:** 2300°F (1250°C) continuous service; alumina blend

**WOVEN PACKING ROPE:** 2000°F (1100°C) continuous service; alumina blend

**PACKAGING (SHIPPING BAG):** Heavy clear polyethylene plastic with re-closable tie

**INSTRUCTION DETAILS:** Included in package.

## MODEL NUMBER SYSTEM



EXAMPLE   HNP   -   5.7"   \* -   5.0"  

THE ABOVE DESCRIBES A KIT FOR A 6"/S80 NOZZLE, WHICH IS 5" HIGH.

\* NOTE: PLEASE CONTACT THE FACTORY WHEN THE NOZZLE I.D. IS LESS THAN 3.43"(87mm)

THE REQUIRED QUANTITY AND SIZE OF EACH TYPE DISC AND THE NEEDED LENGTH OF ROPE IS SHIPPED IN A SINGLE RESEALABLE PLASTIC BAG

**WARNING:** Use of other insulating materials or refractory castable in place of the HNP components will cause damage to the HTP thermocouple. Castable materials inside the nozzle must be removed prior to installation of the HNP components.

**DELTA CONTROLS Corporation**  
Engineered Sensors – For Difficult Services

585 Fortson Street Shreveport, La. 71107  
Voice: (318) 424-8471 Fax: (318) 425-2421  
Email: delta@deltacnt.com Web: www.claustemp.com